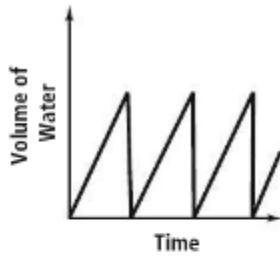
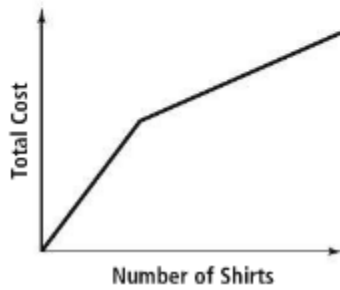


2.1 #s 8-16, skip #14

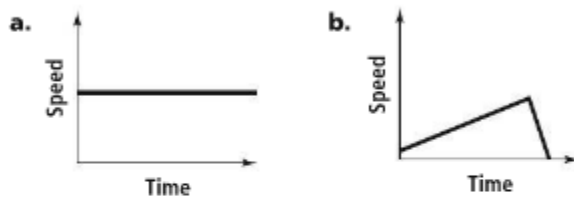
- 8. Car weight, fuel used; the heavier the car, the more the fuel is used.
- 9. The temperature rises slightly in the first 2 h and then falls over the next 4 h.
- 10. rising slowly: B; constant: C; falling quickly: D
- 11. Answers may vary. Sample: the depth of water in a stream bed over time
- 12. Answers may vary. Sample:



- 13. The graph shown represents the relationship between the number of shirts and the cost per shirt, not the total cost.



- 15. No, they are not the same. Your speed on the ski lift is constant. Your speed going downhill is not.



- 16. a. No, the graph is not reasonable. Your speed should decrease as you ride uphill.

